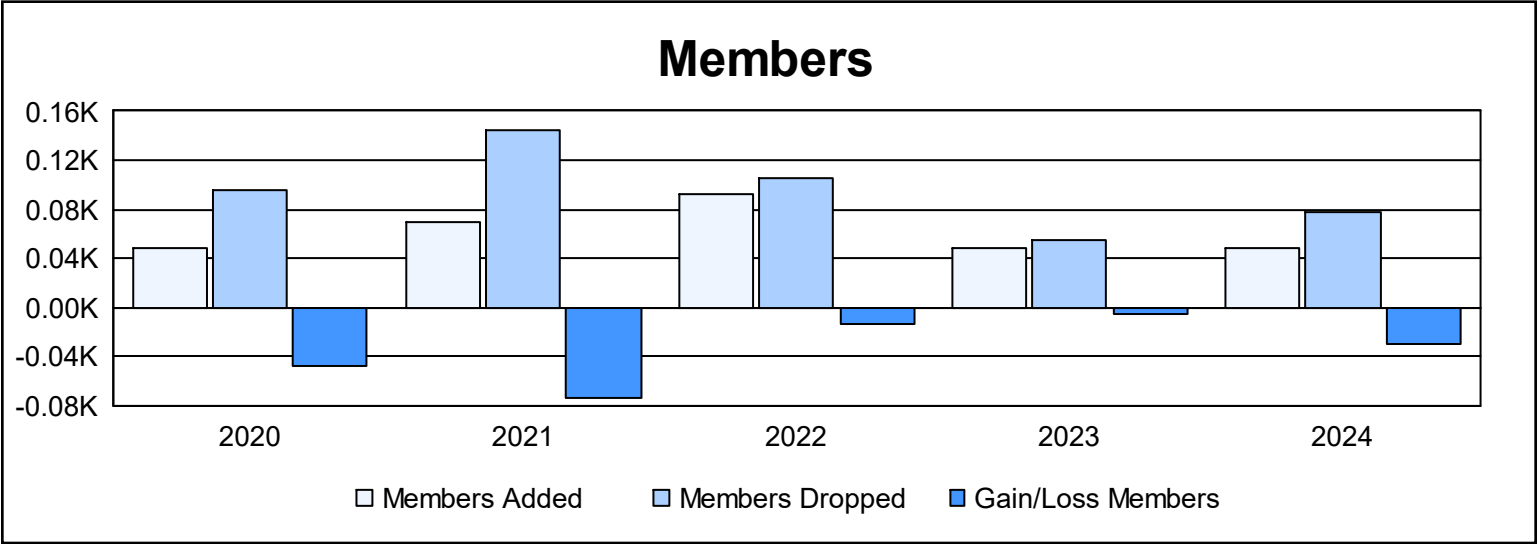
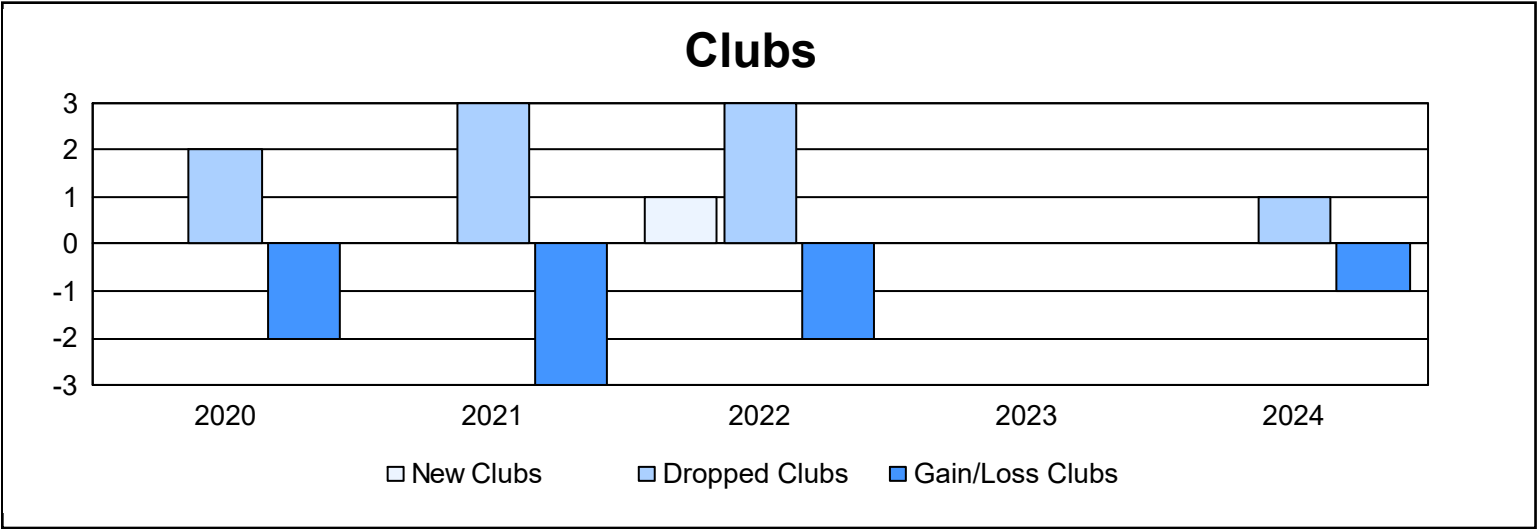
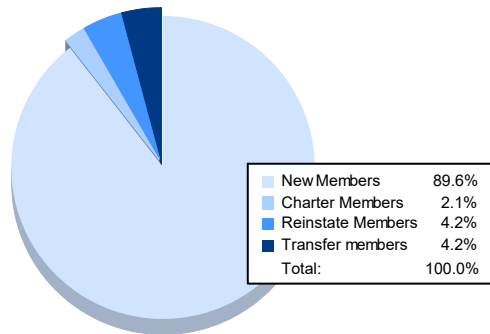


Year	New Clubs	Dropped Clubs	Gain/ Loss Clubs	New Members	Charter Members	Reinstate Members	Transfer Members	Total Member Added	Total Members Dropped	Gain/ Loss Members
2019-2020	0	2	-2	36	6	1	5	48	96	-48
2020-2021	0	3	-3	34	6	27	3	70	144	-74
2021-2022	1	3	-2	57	27	7	1	92	105	-13
2022-2023	0	0	0	48	0	0	1	49	55	-6
2023-2024	0	1	-1	43	1	2	2	48	77	-29
Average	0	2	-2	44	8	7	2	61	95	-34



### Membership Composition June 2024 Cumulative



### Gender Composition June 2024 Cumulative

